

DRYMAX Dryers



Dry Air Dryers for Plastic Resin

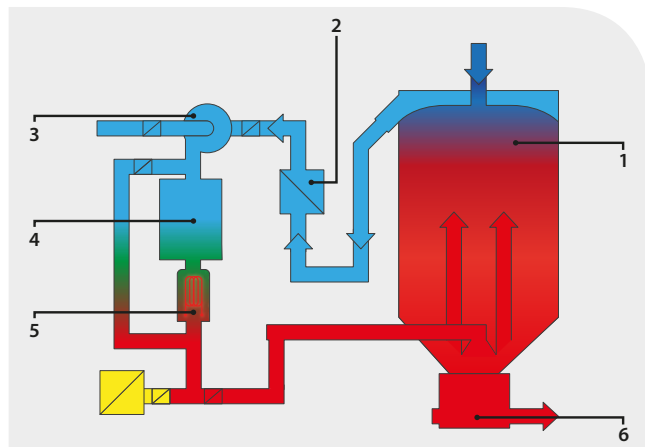
Technology working for you.

Wirtmann
world of innovation

DRYMAX ES40 Dry Air Dryer

The DRYMAX ES 40 compact dry air dryers are equipped with one desiccant bed and provide a dry air volume of 40 m³/h.

- **Ambient Independent Dew Point of -35°C**
- **Energy Saving Counter Airflow Regeneration**
Reduces energy costs through fastest dehumidification of the desiccant bed during the regeneration phase.
- **Material Protection Function**
Avoids over-drying and thermal degradation of the plastic resin through short term lowering of the drying temperature during production stoppages of the processing machine.
- **Side Channel Blower**
Constant air flow even during fluctuating pressure conditions in the drying hopper.



- 1 Plastic resin
- 2 Microfilter
- 3 Blower
- 4 Desiccant bed
- 5 Regeneration/Process heater
- 6 Vacuum take-off adapter

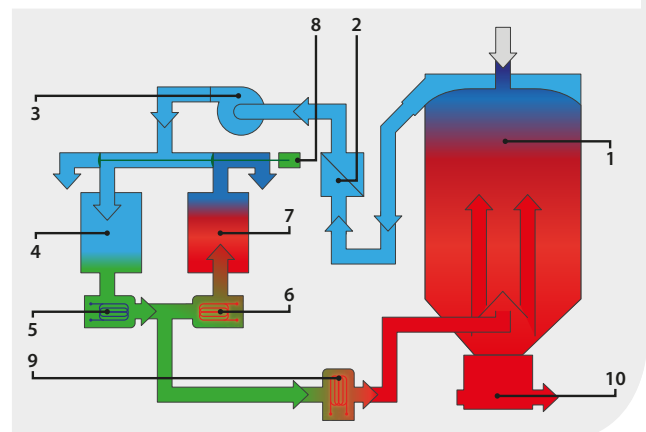
DRYMAX ES40 Options

- **Return Air Cooler**
Directly integrated into the filter housing and retrofittable without tools for the highest efficiency.
- **Alarm Light and Horn**
Increased operating safety in error situations.

DRYMAX E30 and E60 Compact Dry Air Dryers

The DRYMAX Series dry air dryers are equipped with two desiccant beds to supply continuous dry process air and constant quality for the perfect drying of plastic resin.

- **Ambient Independent Dew Point to -60°C**
- **Motorized Switchover Valve**
Operation without compressed air lines and optimized control of drying and regeneration cycles in both desiccant beds.
- **Energy Saving Counter Airflow Regeneration**
Reduced energy costs through fastest dehumidification of the desiccant beds during the regeneration phase.
- **Material Protection Function**
Avoids over-drying and thermal degradation of the plastic resin through short term lowering of the drying temperature during the production stoppages of the processing machine.
- **Micro Particle Filter in Return Air**
Dust separation efficiency of up to 99.9% for high process safety.
- **SmartReg Energy Saving Function**
For the time optimized control of regeneration and cooling of the desiccant beds (on DRYMAX E60).
- **SmartFlow Intelligent Air Distribution**
Automatic air distribution to adjust to different materials and fluctuating material demands (available on units with 2 drying hoppers).



DRYMAX E30 and E60 Options

- **Dew Point Sensor**
Integrated dew point display with alarm function. For energy savings the dew point reading can be used to delay the bed switch-over until a user defined dew point level is reached.
- **Return Air Cooler**
Highest efficiency directly integrated into the filter housing and retrofittable without tools.
- **Micro Particle Filter in Process Air**
Dust separation efficiency of up to 99.9% for high process safety of materials with optical quality (on DRYMAX E60).
- **High Temperature Construction**
Increased process temperature from a standard 130°C to 180°C for the efficient drying of materials requiring higher drying temperatures.

PDC – Portable Drying Conveyors

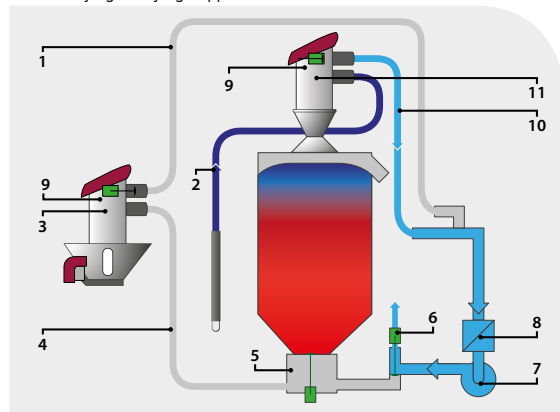
The PDC compact dryer option enables the highest flexibility with the integration of a side channel blower and the connection of up to two material consumers.

- **Maintenance Free Vacuum Blower**
A maintenance free vacuum blower with 3-phase motor supplies material on request to either the processing machine or the drying hopper.
- **Just-in-time Conveying**
A sensor at the loader determines the minimum material storage and results in the immediate conveying in case of material shortage.
- **Integrated Dry Air Conveying**
The material loading to the molding machine is accomplished via closed-loop dry air to a receiver with a glass cylinder for optimized visual inspection.
- **Central Dust Separation and Collection**
Easily accessible for simple cleaning.
- **2 in 1 Control System**
One control for drying and conveying.
- **Simple Interface**
Through selection of loaders via buttons located on the door.

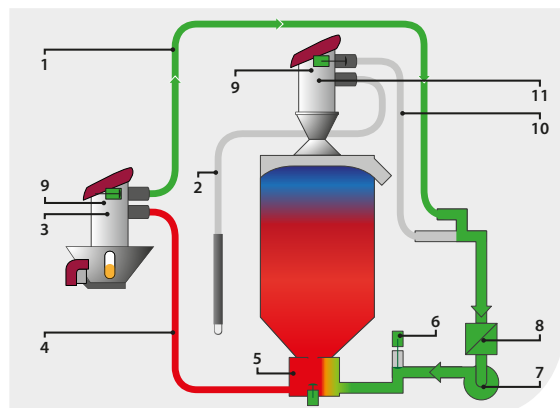


PDC Functional Scheme

PDC conveying to drying hopper



- 1 Return air
- 2 Wand
- 3 Machine feeder FEEDMAX B106
- 4 Material line
- 5 Controlled vacuum take-off adapter
- 6 Purging valve
- 7 Blower
- 8 Dust filter
- 9 Vacuum valve
- 10 Vacuum line
- 11 Loader on drying hopper



PDC conveying to molding machine

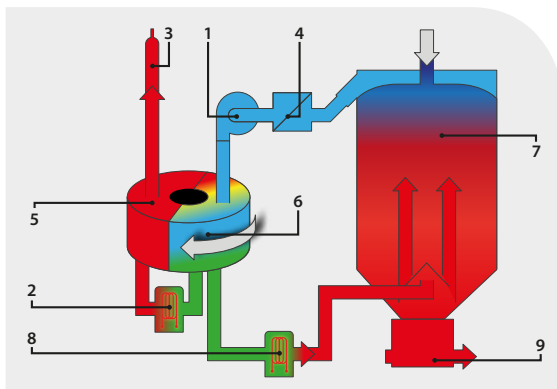


Machine feeder FEEDMAX B105

Segmented Wheel Dryer DRYMAX Aton₂ F30, F70, and F120


The DRYMAX Aton₂ segmented wheel dryer provides the advantages of a consistent dew point and maximum energy efficiency. This innovative dryer technology segments desiccant beads in to multiple chambers of the rotating wheel. This provides maximum energy efficiency and allows for easy replacement of the desiccant beads as an alternative to a costly wheel replacement.

- **Dew Point as low as -65°C (-85°F)**
- **3-Save Process – Intelligent use of Energy**
Three separate intelligent methods use the existing heating energy of the dryer to significantly reduce energy consumption. The combination of counter airflow regeneration, radiant heat recovery, and efficient heater design make up the 3-Save Process.
- **EcoMode – Indexing regeneration during lower water load**
During high water loads, continuous wheel mode provides the best dry air conditions. The DRYMAX Aton₂ adjusts automatically the regeneration temperature when the material throughput or water load in the plastic resin is reduced. In EcoMode the regeneration works by indexing portions of the wheel and is saving energy.
- **ambiLED**
The innovative control bezel conveniently displays the operating mode and dryer status through the use of color coded illumination.
- **Material Protection Function**
Prevents over-drying and thermal degradation of plastic resin during periods of reduced throughput by automatically lowering the drying temperature.
- **Dew Point Management**
The user settable dew point automatically adjusts the regeneration temperature to achieve maximum energy savings.



Drying Wheel

- 1 Process air blower
- 2 Regeneration heater
- 3 Heat exchanger
- 4 Return air filter
- 5 Regeneration phase
- 6 Cooling phase
- 7 Plastic resin
- 8 Process air heater
- 9 Vacuum take-off adapter



DRYMAX Aton₂ Options

- **Dew Point Sensor**
Integrated dew point display with alarm function.
- **Return Air Cooler**
Return air cooling coil integrated within the filter housing provides maximum efficiency and easy retrofit.
- **Micro Particle Process Filter**
Dust separation efficiency of up to 99.9% for optical quality material processing.
- **High Temperature Construction**
Increased process temperature capability up to 180°C (356°F) for the efficient drying of materials that require a higher drying temperature.

DRYMAX Aton₂ BS/6

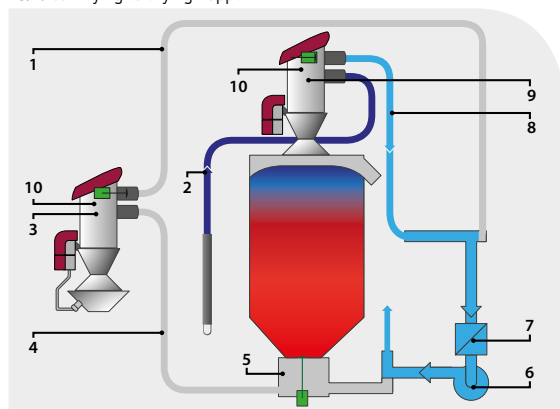


The BS/6 compact dryer option for the DRYMAX Aton₂ allows for the integration of a vacuum blower in the frame under the drying unit. Up to six conveying units can be connected to this blower. Thus maximum flexibility is achieved.

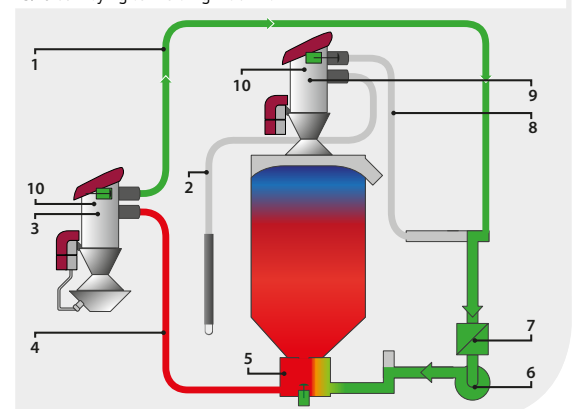
- **Maintenance Free Vacuum Blower**
A maintenance free vacuum blower with 3-phase motor supplies material on request to either the processing machine or the drying hopper.
- **Just-in-time Conveying**
A sensor at the loader determines the minimum material storage and results in the immediate conveying in case of material shortage.
- **Integrated Dry Air Conveying**
The material loading to the molding machine is accomplished via closed-loop dry air to a receiver with a glass cylinder for visual inspection.
- **Central Dust Separation and Collection**
Easily accessible for simple cleaning.
- **Simple Operation**
The dryer and all the conveying units can be controlled and operated individually.

BS/6 Functional Scheme

BS/6 conveying to drying hopper



BS/6 conveying to molding machine

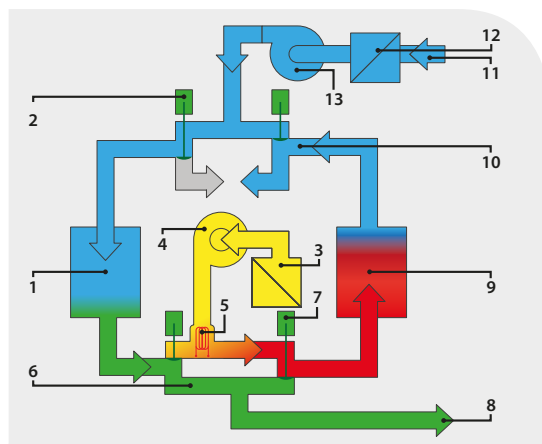


- 1 Return air
- 2 Wand
- 3 Machine feeder FEEDMAX B106
- 4 Material line
- 5 Controlled vacuum take-off adapter
- 6 Blower
- 7 Dust filter
- 8 Vacuum line
- 9 Loader on drying hopper
- 10 Vacuum valve

DRYMAX E 180–1200 Battery Dryers

The DRYMAX E battery dryer series are equipped with two desiccant beds and therefore provide continuous process air and constant dry air quality for the perfect drying of plastic resin.

- **Ambient Independent Dew Point up to -60°C**
- **Four Switchover Valves**
The switchover valves provide optimized control of drying and regeneration cycles in both desiccant beds.
- **Energy Saving Counter Airflow Regeneration**
Reduces energy costs through fastest dehumidification of the desiccant beds during the regeneration phase.
- **Material Protection Function**
Avoids over-drying and thermal degradation of the plastic resin through short term lowering of the drying temperature during production stoppages of the processing machine.
- **Micro Particle Filter in Return Air**
Dust separation efficiency of up to 99.9% for high process safety.
- **SmartReg Energy Saving Function**
Time-optimized control of the regeneration and cooling of the desiccant beds.
- **Side Channel Blowers**
For separate process and regeneration blowers in order to guarantee constant air flow even during fluctuating pressure conditions.



- 1 Desiccant bed (in process)
- 2 Switchover valve 1
- 3 Inlet filter
- 4 Regeneration blower
- 5 Regeneration heater
- 6 Switchover valve 3
- 7 Switchover valve 4
- 8 Process air
- 9 Desiccant bed 2 (in regeneration)
- 10 Switchover valve 2
- 11 Return air
- 12 Microfilter
- 13 Process blower

DRYMAX E Options

- **Dew Point Sensor**
For dew point controlled regeneration and switchover and visualization with alarm functions.
- **Return Air Cooler**
- **Micro Particle Filter for Process Air**
- **Integrated Process Heater**
- **Frequency-controlled Process Blower**

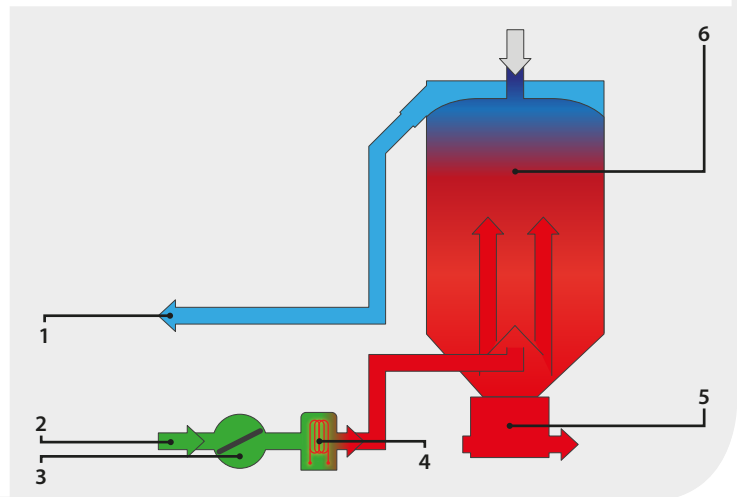
SILMAX E 100–6,500 l Drying Hoppers

The SILMAX drying hoppers with integrated microprocessor control are available in table versions from 100 up to 1,200 l and free standing up to 6,500 l.

- **SmartFlow Intelligent Air Distribution**
Automatic air distribution to adjust to different materials and fluctuating material demands.
- **Airflow Display**
A simple check of the air volume through each drying hopper is possible.
- **Integrated CAN Interface**
Allows extensive data exchange and status forwarding between the dryer and a central system for visualization. Allows extensive data exchange and status forwarding between the dryer and a central system for visualization.
- **Robust Stainless Steel Execution**
All components in contact with the material are made of stainless steel and are therefore perfectly suited for critical and abrasive applications.
- **Efficiency Enhancing Insulation**
The drying hoppers are equipped with 40 mm thick insulation across the entire height in order to reduce heat losses and increase drying efficiency.
- **Convenient Clean Out Door**
Drying hoppers of sizes 100 l and up are equipped as standard with a clean out door ideally suited for the respective hopper diameter. The perfect geometry of the hopper guarantees uniform drying of the material across the entire cross-section.
- **Integrated Sight Glass**
For the convenient visual inspection of material flow and level.
- **Material Slide Gate**
All drying hoppers are included as a standard with a manual slide gate.



- 1 Return air
- 2 Process air
- 3 SmartFlow
- 4 Process air heater
- 5 Take-off adapter
- 6 Plastic resin



Option: Vacuum Take-off Adapter

Available with one or two material outlets as well as with controlled discharged valve for the efficient purging after the loading cycle (in connection with WITTMANN M7.3 IPC control system).



SILMAX E Compact 30–150 l Drying Hoppers

SILMAX E Compact drying hoppers are designed for battery drying systems as well as compact portable systems. Battery drying systems are available with either 2 or 3 independent drying hoppers.

- **SmartFlow Intelligent Air Distribution**
Automatic air distribution to adjust to different materials and fluctuating material demands.
- **Airflow Display**
A simple check of the air volume through each drying hopper is possible.
- **Integrated CAN Interface**
Allows extensive data exchange and status forwarding between the dryer and a central system for visualization.
- **Robust Stainless Steel Construction**
All components in contact with the material are made of stainless steel and are therefore perfectly suited for critical and abrasive applications.
- **Efficiency Enhancing Insulation**
The drying hoppers are equipped with 40 mm thick insulation across the entire height in order to reduce heat losses and increase drying efficiency.
- **Convenient Clean Out Door**
Drying hoppers of sizes 100 l and up are equipped as standard with a clean out door ideally suited for the respective hopper diameter. The perfect geometry of the hopper guarantees uniform drying of the material across the entire crosssection.
- **Integrated Sight Glass**
For the convenient visual inspection of material flow and level.
- **Material Slide Gate**
All drying hoppers are included as a standard with a manual slide gate.
- **Option:**
Available with one or two material outlets as well as with controlled discharged valve for the efficient purging after the loading cycle (in connection with WITTMANN M7.3 IPC control system).



Series of Drying Hoppers

- **Robust Stainless Steel Execution**
All components in contact with the material are made of stainless steel and are therefore perfectly suited for critical and abrasive applications.
- **Convenient Clean Out Door**
Drying hoppers from 100 to 400 l are equipped as standard with a clean-out door ideally suited for the respective hopper diameter. The perfect geometry of the hopper guarantees the uniform drying of the material across the entire crosssection.



DRYMAX Performance Data

DRYMAX	ES40-H	ES40 30	ES40 50	ES40 70	ES40 100	ES40 30 M	ES40 50 M	ES40 70 M	ES40 100 M	ES40 30 T	ES40 50 T	ES40 70 T	ES40 30 PDC	ES40 50 PDC	ES40 70 PDC	ES40 100 PDC
Process air [m³/h] @ 50 Hz	30	30				30				30			30			
Process air [cfm] @ 50 Hz	18	18				18				18			18			
Process air [m³/h] @ 60 Hz	36	36				36				36			36			
Process air [cfm] @ 60 Hz	21	21				21				21			21			
Process heater [kW]	1.6	1.6				1.6				1.6			1.6			
Process heater	in Dryer	in Dryer				in Dryer				in Dryer			in Dryer			
Regen. heater [kW]	1.6	1.6				1.6				1.6			1.6			
Power supply EU/US [amps]	10.4/11.6	10.4/11.6				10.4/11.6				10.4/11.6			15.1/15.6			
Power plug EU/US	Schuko 7/7 (16 amps)/without												CEE 16/without			
Drying hopper size [ltr.]	–	30	50	70	100	30	50	70	100	30/30	50/30	50/50	30	50	70	100
Drying hopper size [cu.ft]	–	1.05	1.77	2.47	3.53	1.05	1.77	2.47	3.53	1.05/1.77	1.77/1.05	1.77/1.77	1.05	1.77	2.47	3.53
Drying hopper	–	on IMM				at Dryer				–			–			
with casters	–	–				–				–			–			
IMM loaders	–								–			1				
IMM conveying volume	–								–			up to 0.5 l/cycle				
Hopper loaders	–								–			1				
Hopper conveying volume	–								–			6 l/cycle				

DRYMAX	E30-H	E30 30	E30 50	E30 70	E30 100	E30 30 M	E30 50 M	E30 70 M	E30 100 M	E30 30/30 M	E30 50/30 M	E30 50/50 M	E30 30 PDC	E30 50 PDC	E30 70 PDC	E30 100 PDC
Process air [m³/h] @ 50 Hz	30	30				30				30			30			
Process air [cfm] @ 50 Hz	18	18				18				18			18			
Process air [m³/h] @ 60 Hz	36	36				36				36			36			
Process air [cfm] @ 60 Hz	21	21				21				21			21			
Process heater [kW]	1.6	1.6				1.6				0.8/0.8			1.6			
Process heater	in Dryer	in Dryer				in Dryer				at Hopper			in Dryer			
Regen. heater [kW]	0.8	0.8				0.8				0.8			0.8			
Power supply EU/US [amps]	12.5	12.5				12.5				12.4			14.8/10			
Power plug EU/US	Schuko 7/7 (16 amps)/without												CEE 16/without			
Drying hopper size [ltr.]	–	30	50	70	100	30	50	70	100	30/30	50/30	50/50	30	50	70	100
Drying hopper size [cu.ft]	–	1.05	1.77	2.47	3.53	1.05	1.77	2.47	3.53	1.05/1.77	1.77/1.05	1.77/1.77	1.05	1.77	2.47	3.53
Drying hopper	–	on IMM				at Dryer				at Dryer			–			
with casters	yes	–				yes				yes			–			
IMM loaders	–								–			1				
IMM conveying volume	–								–			up to 0.5 l/cycle				
Hopper loaders	–								–			1				
Hopper conveying volume	–								–			6 l/cycle				

DRYMAX	E60	E60-H	E60 70	E60 100	E60 70 M	E60 100 M	E60 150 M	E60 200 M	E60 300 M	E60 50/50 M	E60 70/70 M	E60 100/70 M	E60 100/100 M	E60 70 PDC	E60 100 PDC	E60 150 PDC	E60 200 PDC	E60 300 PDC
Process air [m³/h] @ 50 Hz	60	60		60		60		60		60		60		60				
Process air [cfm] @ 50 Hz	35	35		35		35		35		35		35		35				
Process air [m³/h] @ 60 Hz	72	72		72		72		72		72		72		72				
Process air [cfm] @ 60 Hz	42	42		42		42		42		42		42		42				
Process heater [kW]	–	3	3		3		3/3		3/3		3/3		3		3			
Process heater	–	attached	at Hopper		at Hopper		at Hopper		at Hopper		at Hopper		at Hopper		at Hopper			
Regen. heater [kW]	1.2	1.2		1.2		1.2		1.2		1.2		1.2		1.2				
Power supply EU/US [amps]	5.6/4.6	12.7/10.9	12.7/10.9		12.7/10.9		16/14.7		16/14.7		16/14.7		14.7/13.1		14.7/13.1			
Power plug EU/US	CEE 16/without																	
Drying hopper size [ltr.]	–	70	100	70	100	150	200	300	50/50	70/70	100/70	100/100	70	100	150	200	300	
Drying hopper size [cu.ft]	–	2.47	3.53	2.47	3.53	5.30	7.06	10.59	1.77/1.77	2.47/2.47	3.53/2.47	3.53/3.53	2.47	3.53	5.30	7.06	10.59	
Drying hopper	–	on IMM		at Dryer		at Dryer		at Dryer		at Dryer		at Dryer		–				
with casters	yes	yes		yes		yes		yes		yes		yes		–				
IMM loaders	–								–			1						
IMM conveying volume	–								–			up to 0.5 l/cycle						
Hopper loaders	–								–			1						
Hopper conveying volume	–								–			6 l/cycle		15 l/cycle				

DRYMAX Performance Data

DRYMAX Aton ₂	F70	F70 H	F70 100	F70 100 M	F70 150 M	F70 200 M	F70 300 M	F70 100 BS/6	F70 150 BS/6	F70 200 BS/6	F70 300 BS/6
Process air [m ³ /h] @ 50 Hz	70		70	70				70			
Process air [cfm] @ 50 Hz	41		41	41				41			
Process air [m ³ /h] @ 60 Hz	84		84	84				84			
Process air [cfm] @ 60 Hz	49		49	49				49			
Process heater [kW]	–	3	3	3				3			
Process heater	–	attached	at Hopper	at Hopper				at Hopper			
Regen. heater [kW]	2		2	2				2			
Power plug EU/US	CEE 32/without							CEE 32/without			
Drying hopper size [ltr.]	–		100	100	150	200	300	100	150	200	300
Drying hopper size [cu.ft]	–		3.53	3.53	5.30	7.06	10.59	3.53	5.30	7.06	10.59
Drying hopper	–		on IMM	at Dryer				at Dryer			
with casters	yes		–	yes				yes			
IMM loaders				–				up to 4 Loaders			
IMM conveying volume				–				up to 0.5 l/cycle			
Hopper loaders				–				up to 3 Loaders			
Hopper conveying volume				–				ab 6 l/cycle			

DRYMAX Aton ₂	F120	F120 H	F120 100	F120 100 M	F120 150 M	F120 200 M	F120 300 M	F120 400 M	F120 100 BS/6	F120 150 BS/6	F120 200 BS/6	F120 300 BS/6	F120 400 BS/6
Process air [m ³ /h] @ 50 Hz	120		120	120					120				
Process air [cfm] @ 50 Hz	71		71	71					71				
Process air [m ³ /h] @ 60 Hz	144		144	144					144				
Process air [cfm] @ 60 Hz	85		85	85					85				
Process heater [kW]	–	6	3	3	6			3	6				
Process heater	–	attached	at Hopper	at Hopper				at Hopper					
Regen. heater [kW]	2		2	2				2					
Power plug EU/US	CEE 32/without							CEE 32/without					
Drying hopper size [ltr.]	–		100	100	150	200	300	400	100	150	200	300	400
Drying hopper size [cu.ft]	–		3.53	3.53	5.30	7.06	10.59	14.13	3.53	5.30	7.06	10.59	14.13
Drying hopper	–		on IMM	at Dryer				at Dryer					
with casters	yes		–	yes				yes					
IMM loaders				–				up to 4 Loaders					
IMM conveying volume				–				up to 0.5 l/cycle					
Hopper loaders				–				up to 3 Loaders					
Hopper conveying volume				–				ab 6 l/cycle					

DRYMAX Application Table

Material	Drying time [h]	Temp. [°C]	DRYMAX												
			ES40				E30/F30				E60				
			30 l				50 l				70 l		100 l		
			70 l				100 l		150 l		200 l		300 l		
			100 l				150 l		200 l		300 l		400 l		
ABS	2.5	80	19	19	37	43	74	8	13	18	25	38	50	76	101
ASA	3	80	19	19	37	43	49	9	14	20	29	33	44	66	88
CA	2.8	65	12	12	24	28	48	9	16	22	31	47	62	94	125
CP	2.5	70	13	13	26	30	52	9	15	21	30	44	59	89	118
EVA	2	80	10	10	21	24	42	9	14	20	29	43	57	86	114
IONOMERE	3.5	90	12	12	23	27	46	5	8	11	16	24	32	48	64
PA 11	3	75	18	18	37	43	74	6	10	14	21	31	41	62	83
PA 12	3	75	14	14	29	34	58	6	10	14	21	31	41	62	83
PA6	3	80	14	14	28	33	57	7	11	16	23	34	45	68	91
PA6.6	3	80	14	14	28	33	57	7	11	16	23	34	45	68	91
PA6.6GF35	3	80	17	17	34	40	69	9	14	20	28	43	57	85	113
PBT	3.5	120	17	17	35	41	70	7	12	16	23	35	45	69	93
PC	3	120	22	22	45	52	90	7	12	17	24	36	48	72	96
PEEK	4	160	12	12	24	28	47	6	10	14	20	30	40	59	79
PE filled	3	90	13	13	27	31	54	6	10	13	19	29	38	57	76
PEI	3.5	150	21	21	43	50	86	7	11	15	22	33	43	65	87
PE	1.5	90	13	13	27	31	54	11	19	26	37	56	75	112	149
PES	3.5	150	20	20	39	46	79	7	12	16	23	35	47	70	94
PET	4	125	17	17	35	41	70	6	11	15	21	37	42	63	84
PET-A	6	170	14	14	28	33	56	4	7	10	14	21	28	42	56
PETG	4	65	17	17	34	40	69	6	10	13	19	29	38	57	76
PMMA	3.5	80	16	16	33	38	66	6	10	14	20	30	41	61	81
POM	2.5	100	18	18	36	42	72	10	17	24	34	51	68	102	136
PP	1.5	90	15	15	30	35	60	11	18	25	36	54	72	108	144
PPO	2.5	100	19	19	37	43	75	8	13	18	28	38	51	77	102
PPS	3.5	150	18	18	37	43	74	7	11	16	23	34	46	69	91
PS	1.5	80	19	19	37	43	74	13	21	29	42	63	84	126	168
PSU	2.5	140	12	12	24	27	47	9	15	21	30	44	59	89	118
PUR	2.5	90	15	15	30	35	60	9	15	20	29	44	58	88	117
PVC	1.5	70	26	26	52	61	104	16	27	38	54	81	108	162	216
SAN	2.5	80	20	20	40	47	81	8	13	18	26	39	52	78	104
SB	1.5	70	17	17	34	40	68	13	21	29	42	63	84	126	168
TPE-E	3	100	15	15	29	34	59	7	12	17	24	36	47	71	95
TPE-U	2	90	16	16	32	37	64	11	18	26	37	55	73	110	146

DRYMAX E/SILMAX E Performance Data

Material	Drying time [h]	Temperature [°C]	Bulk density [kg/dm³]	DRYMAX E [kg/h]						SILMAX E (Compact) [kg/h]										
				180	300	450	600	900	1,200	30	50	100	150	200	300	400	600	800	1,000	1,200
ABS	2.5	80	0.63	111	185	278	370	556	741	8	13	25	38	50	76	101	151	202	252	304
ASA	3	80	0.66	111	185	278	370	556	741	7	11	22	33	44	66	88	132	176	220	264
CA	2.8	65	0.78	73	122	183	244	366	488	9	16	31	47	62	94	125	187	250	312	376
CP	2.5	70	0.74	78	130	195	260	390	519	9	15	30	44	59	89	118	178	237	296	356
EVA	2	80	0.57	63	105	157	210	315	420	9	14	29	43	57	86	114	171	228	285	344
IONOMERE	3.5	90	0.56	69	116	174	232	347	463	5	8	16	24	32	48	64	96	128	160	192
PA 11	3	75	0.62	110	184	276	368	552	736	6	10	21	31	41	62	83	124	165	207	248
PA 12	3	75	0.62	87	145	217	290	435	580	6	10	21	31	41	62	83	124	165	207	248
PA6	3	80	0.68	85	142	213	284	427	569	7	11	23	34	45	68	91	136	181	227	272
PA6.6	3	80	0.68	85	142	213	284	427	569	7	11	23	34	45	68	91	136	181	227	272
PA6.6GF35	3	80	0.85	103	172	259	345	517	690	9	14	28	43	57	85	113	170	227	283	340
PBT	3.5	120	0.81	105	174	262	349	523	698	7	12	23	35	46	69	93	139	185	231	276
PC	3	120	0.72	134	224	336	448	672	896	7	12	24	36	48	72	96	144	192	240	288
PEEK	4	160	0.79	71	118	177	236	354	472	6	10	20	30	40	59	79	110	158	198	236
PE filled	3	90	0.57	81	135	202	269	404	538	6	9	19	29	38	57	76	114	152	190	228
PEI	3.5	150	0.76	129	214	321	429	643	857	7	11	22	33	43	65	87	130	174	217	260
PE	1.5	90	0.56	81	135	202	269	404	538	11	18	37	56	75	112	149	224	299	373	448
PES	3.5	150	0.82	118	197	296	395	592	789	7	12	23	35	47	70	94	141	187	234	280
PET	4	125	0.84	105	174	262	349	523	698	6	11	21	32	42	63	84	126	168	210	252
PET-A	6	170	0.84	85	141	211	282	423	563	4	7	14	21	28	42	56	64	112	140	168
PETG	4	65	0.76	103	172	259	345	517	690	6	10	19	29	38	57	76	114	152	190	228
PMMA	3.5	80	0.71	98	164	246	328	492	656	6	10	20	30	41	61	81	122	162	203	244
POM	2.5	100	0.85	108	181	271	361	542	722	10	17	34	51	68	102	136	204	272	340	408
PP	1.5	90	0.54	90	150	225	300	450	600	11	18	36	54	72	108	144	216	288	360	432
PPO	2.5	100	0.64	112	186	280	373	559	745	8	13	26	38	51	77	102	154	205	256	308
PPS	3.5	150	0.80	110	184	276	368	552	736	7	11	23	34	46	69	91	137	183	229	276
PS	1.5	80	0.63	111	185	278	370	556	741	13	21	42	63	84	126	168	252	336	420	504
PSU	2.5	140	0.74	71	118	176	235	353	470	9	15	30	44	59	89	118	178	237	296	356
PUR	2.5	90	0.73	90	150	225	300	450	600	9	15	29	44	58	88	117	175	234	292	352
PVC	1.5	70	0.81	157	261	391	522	783	1,043	16	27	54	81	108	162	216	324	432	540	648
SAN	2.5	80	0.65	121	201	302	403	604	805	8	13	26	39	52	78	104	156	208	260	312
SB	1.5	70	0.63	102	170	256	341	511	682	13	20	42	63	84	126	168	252	336	420	504
TPE-E	3	100	0.71	88	147	221	294	441	588	7	12	24	36	47	71	95	142	189	237	284
TPE-U	2	90	0.73	96	160	239	319	479	638	11	18	37	55	73	110	146	219	292	365	440

Application Photos



Efficient Material Management

The placement of the dryer and drying hoppers on a mezzanine above the galvards and material supply bins guarantees the optimized usage of available space as well as shortest conveying distances for the filling of the drying hoppers.

The perfect geometry of the drying hoppers and the discharge cone, which has been designed for uniform material flow, are perfectly suited for the drying of virgin and regrind material.

Flexible and Modular Construction

The modular drying hopper series **SILMAX** with separate tables enable a flexible combination for the respective drying demand. Even when the requirement changes over time the **SILMAX** drying hoppers can be arranged differently and new hoppers can be added, as long as the dry air supply of the dryer series **DRYMAX** is sufficiently sized.

Optional level sensors in the **FEEDMAX** vacuum loaders calculate and monitor by means of the WITTMANN **M7.3 IPC** control system any excessive dried material demand in each drying hoppers and respond according to the users instructions.



Intelligent Air Distribution

The intelligent SmartFlow air distribution of each **SILMAX** drying hopper adjusts the air supply to the actual material demand of the respective **SILMAX** hopper.

Thereby a high quantity of drying hoppers can be connected to a dryer and still guarantee an efficient and perfect drying process.



Technology working for you.

WITTMANN Kunststoffgeräte GmbH

Lichtblaustrasse 10

1220 Vienna | Austria

Tel.: +43 1 250 39-0 | Fax: +43 1 259 71 70

info.at@wittmann-group.com

www.wittmann-group.com